

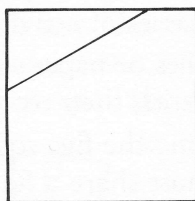
Create a Puzzle

Why

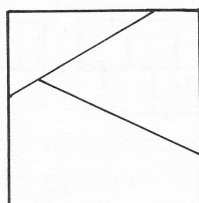
To explore the attributes of geometric shapes by building and solving a sequenced series of puzzles

How


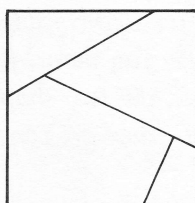
- Start with a square or any other shape you find pleasing.
- Make one straight cut in any direction. For example:



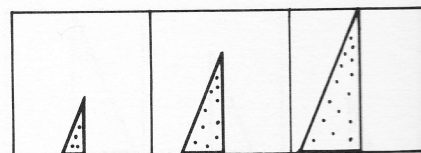
- Make a second cut. For example:



- Fit the three pieces together to make sure you can solve this puzzle.
- Make any third cut. For example:



- Practice with the four pieces, then give your puzzle to a friend to solve.
- Special Note: If you wish to make your puzzle a little easier to solve, color the backs of the pieces differently from the front.



Grade Level

TOOLS

Scissors
Cardboard or
Heavy paper

