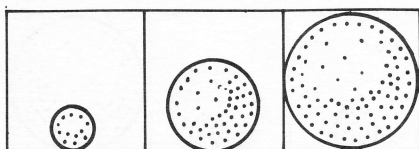


Paying the Price



Grade Level

Why

To become familiar with the value of coins and to practice making an organized list

How

- ☐ Help your child find how many different ways you could pay for **each of the items** using pennies, nickels, dimes, and/or quarters.
- ☐ For each way, put the coins on a separate row of the board below, then make a record of how many ways there were.
- ☐ For example, for a LOLLIPOP that costs five cents, there would be two ways:

TOOLS


















50 pennies

10 nickels

5 dimes

2 quarters

Coin board

COIN BOARD				
50¢ 	25¢ 	10¢ 	5¢  	1¢  
				
HOW MANY WAYS?				
 letter _____	 pencil _____	 cone _____		
 train _____	 duck _____	 bandage _____		
 cake _____	 flower _____	 fish _____		

COIN BOARD

50¢




25¢



10¢



5¢



1¢

